


## XP-8-300 Transmitter Sensor Pad (Size: 24"x36")


## USER MANUAL QUICK START GUIDE

### Changing Batteries:

1) Remove 4 screws from the back of the housing 2) Make sure that the batteries is inserted with the positive (+) terminal facing up 3) After replacing the batteries, make sure housing is properly secured. The batteries should be replaced every year or as needed with your transmitting unit. To replace the batteries in your transmitter you will need two 3-volt Lithium batteries (CR2025 or equivalent). Carefully remove the screws on the transmitter case and separate the transmitter housing. Remove the old batteries from the battery clip and place the new batteries under the clip with the positive ends of both batteries facing up.



XP-8-300  
Transmitter sensor  
pad should be tested at least  
once per week.



Small, Compact Size - Batteries Included  
Water resistant for shower, bath, rain, etc.  
On-Off switch.

Complete with accessories.

**AUTOMATICALLY activates when sensing loss of pressure from sensor pad!**

No buttons to press or cords to pull.

Operates with any of the

Emergency Caller Products below

EC-1 ----- Enunciator ----- Fall Systems(Not Shown)



Emergency Caller Products (T) 800-227-2474 (F) 800-762-7613  
www.emergencycaller.com sales@emergencycaller.com  
U.S.A. and World Patents Issued and Pending on Certain Products



This Quick Reference Guide provides directions for FAST START installation and setup of your innovative protection system. It also serves as a handy reference.




## Quick Overview.

The XP-300 transmitter, when used in a care caller system, is designed to assist the caregiver in monitoring patient activity. When setup the patient will trigger the alarm by adding or removing pressure on sensor pad, depending on application and setting of toggle switch. The XP-300 transmitter is water resistant which is selectable to monitor chair, bed, floor and rail/bed sensor applications. The transmitter has long-lasting lithium batteries that will not need frequent replacement. When activated the transmitter will send a signal to an enunciator and the alarm sounds and the strobe flashes.

XP-300 Transmitter is Long Life battery operated and is pre-connected to Sensor Pads. When sensor is activated by weight of patient [getting ON (N/O setting) or OFF (N/C setting) sensor pad], the transmitter sends the signal to the Enunciator. N/C-OFF-N/O switch allows caretaker to attend patient's needs. The XP-300 transmitter is selectable for Normally Closed (N/C) weight of patient getting off sensor pad or Normally Open (N/O) weight of patient getting on sensor pad operation, allowing patient to move around in chair or bed without sending alarm until tripped!

The XP-300 Transmitter has a switch to turn the transmitter off to allow the caregiver to work with a patient and not have the alarm sound.



### XP Series Built In Transmitter

Lifetime Sensor Pads

Emergency Caller Products (T) 800-227-2474 (F) 800-762-7613  
www.emergencycaller.com sales@emergencycaller.com

U.S.A. and World Patents Issued and Pending  
XP Series Lifetime Sensor Pads are available with BUILT IN Universal Transmitters. Eliminating cords, wires and location requirements. XP Sensor Pad transmitter is contained in a water resistant housing connected directly to sensor pad. Transmitter is easily accessible to turn ON when monitoring patient or Off while attending patient and to select mode of operation (Chair/Bed or Floor/Sensor Strip). XP Sensor Pads are available for ALL Emergency Caller 300MHz and Extended Range Products. For Convenience and cost, you will be very pleased with XP Sensor Pads! With Lifetime Guarantee\*, you never again need to be concerned about constant replacement and expensive costs!

#### 300 MHz Built in Transmitter Sensor Pads

Operate with All Emergency Caller 300MHz receiver products  
Model XP-1-300 Strip Sensor Pad . . . . . Sensor Strip Size: 1"x 30"  
Model XP-2-300 Strip Sensor Pad . . . . . Sensor Strip Size: 2"x 30"  
Model XP-3-300 Bed Sensor Pad . . . . . Sensor Pad Size: 14"x 24"  
Model XP-4-300 Bed Sensor Pad . . . . . Sensor Pad Size: 18"x 24"  
Model XP-5-300 Bed/Floor Sensor Pad . . . . . Sensor Pad Size: 24"x 30"  
Model XP-6-300 Chair-Seat Sensor Pad . . . . . Sensor Pad Size: 9"x 16"  
Model XP-7-300 Chair-Seat Sensor Pad . . . . . Sensor Pad Size: 6"x 24"  
Model XP-8-300 Floor Sensor Pad . . . . . Sensor Pad Size: 24"x 36"  
Model XP-9-300 Floor Sensor Pad . . . . . Sensor Pad Size: 24"x 60"  
Model XP-10-300 Corrugated Floor Sensor Pad . Sensor Pad Size: 24"x 36"  
Model XP-11-300 Corrugated Floor Sensor Pad . Sensor Pad Size: 24"x 60"

\*Lifetime Warranty limited to Sensor Pad only. Universal transmitters standard 1 year Warranty